

30th July, 2024

To
The General Manager (Listing),
National Stock Exchange of India Limited
Exchange Plaza, C 1/G Block,
Bandra-Kurla Complex,
Bandra (East), Mumbai.

To
The General Manager (Listing),
BSE Limited
Phiroze Jeejeebhoy Towers,
Dalal Street, Mumbai.

Reference: NSE-SCRIP ID: POWERGRID; BSE Scrip Code: 532898
EQ – ISIN INE752 E01010

Sub: Audio & Video Link of Investors & Analysts' Meet held on 29th July, 2024

Dear Sir,

In terms of Regulations 30 of the Securities and Exchange Board of India (Listing Obligations and Disclosure Requirements) Regulations, 2015, please find below the audio & video link of Investors & Analysts' Meet held on 29th July, 2024.

Audio Link:

https://apps.powergrid.in/pgdocs/2024/07/Comp_Sect_Docs/Powergrid_Analyst_Meet_Audio_2024.mp4

Video Link:

https://apps.powergrid.in/pgdocs/2024/07/Comp_Sect_Docs/Powergrid_Analyst_Meet_2024.mp4

This is for your information and records please.

Thanking You,

Yours faithfully,

(Satyaprakash Dash)
Company Secretary &
Compliance Officer

29th July, 2024

To
The General Manager (Listing),
National Stock Exchange of India Limited
Exchange Plaza, C 1/G Block,
Bandra-Kurla Complex,
Bandra (East), Mumbai.

To
The General Manager (Listing),
BSE Limited
Phiroze Jeejeebhoy Towers,
Dalal Street, Mumbai.

Reference: NSE-SCRIP ID: POWERGRID; BSE Scrip Code: 532898
EQ – ISIN INE752 E01010

Sub: Presentation of Investors & Analysts' Meet held on 29th July, 2024

Dear Sir,

In terms of Regulations 30 of the Securities and Exchange Board of India (Listing Obligations and Disclosure Requirements) Regulations, 2015, please find attached the copy of presentation given at Investors & Analysts' Meet held today i.e. 29th July, 2024.

This is for your information and records please.

Thanking You,

Yours faithfully,

SATYAPRAKASH DASH
ASH DASH
Digitally signed by
SATYAPRAKASH DASH
Date: 2024.07.29
17:58:20 +05'30'

(Satyaprakash Dash)
Company Secretary &
Compliance Officer



Q1 FY 2024-25

Press & Analysts' Meet

(July 29, 2024)

A constituent of



Disclaimer

By attending the meeting where this presentation is made, or by reading the presentation slides, you agree to be bound by the following limitations:

- *This document has been prepared for information purposes only and is not an offer or invitation or recommendation to buy or sell any securities of Power Grid Corporation of India Limited (the "Company"), nor shall part, or all, of this document form the basis of, or be relied on in connection with, any contract or investment decision in relation to any securities of the Company.*
- *The information in this document is being provided by the Company and is subject to change without notice. The Company relies on information obtained from sources believed to be reliable but does not guarantee its accuracy or completeness.*
- *This document contains statements about future events and expectations that are forward-looking statements. These statements typically contain words such as "expects" and "anticipates" and words of similar import. Any statement in this document that is not a statement of historical fact is a forward-looking statement that involves known and unknown risks, uncertainties and other factors which may cause our actual results, performance or achievements to be materially different from any future results, performance or achievements expressed or implied by such forward-looking statements. None of the future projections, expectations, estimates or prospects in this document should be taken as forecasts or promises nor should they be taken as implying any indication, assurance or guarantee that the assumptions on which such future projections, expectations, estimates or prospects have been prepared are correct or exhaustive or, in the case of the assumptions, fully stated in the document. The Company assumes no obligations to update the forward-looking statements contained herein to reflect actual results, changes in assumptions or changes in factors affecting these statements.*
- *You acknowledge that you will be solely responsible for your own assessment of the market and the market position of the Company and that you will conduct your own analysis and be solely responsible for forming your own view of the potential future performance of the business of the Company.*
- *Neither the delivery of this document nor any further discussions of the Company with any of the recipients shall, under any circumstances, create any implication that there has been no change in the affairs of the Company since that date.*
- *Annual Accounts for FY 2023-24 are to be approved by the shareholders.*

Agenda

Overview

Major Highlights

Performance Highlights

Growth Outlook

Sustainability, CSR & Awards

India's largest power transmission utility: A “**Maharatna**” CPSE

PAT rank in Services Sector CPSEs: **1st¹**

Net Worth in Services Sector CPSEs: **1st¹**

Cross Border Interconnection: **~4,750 MW**

Global Footprints: **23 countries**

Market Cap: **> ₹3 trillion²**

International* Credit Rating

S&P#

BBB-

FITCH

BBB-

MOODY's

Baa3

Domestic Credit Rating

CRISIL

AAA

ICRA

AAA

CARE

AAA

Subsidiaries: **48** | Joint Ventures: **12** | Associates: **04**

Transmission Assets spread across India

Transmission Lines



1,77,790 ckm
1,507 nos.

Sub-Stations



278 nos.
5,28,761 MVA

IR capacity



99,580 MW
84% of total IR

System Availability



99.80%

Transmitting 45% of India's Power

18
HVDC
Substations

62
765 kV
Substations

167
400 kV
Substations

20
SVC/
STATCOMS

63
GIS
Substations

>290,000
Transmission
Towers

>3,800
Transformers
& Reactors

Major Highlights

Emerged L1 bidder in **03 ISTS** TBCB projects in Q1FY25
Levelized Tariff: **₹4,172.8 crore**

1

Rajasthan REZ Ph-IV (Part-2: 5.5 GW) (Jaisalmer/ Barmer Complex): Part-B

2

Rajasthan REZ Ph-IV (Part-2: 5.5 GW) (Jaisalmer/ Barmer Complex): Part-D

3

Fatehpur-Bhadla HVDC: Rajasthan (20 GW) under Phase-III Part-I

69% in terms of
Annual Tariff

65% in terms of
NCT Cost

50% in terms of
Project Wins

As on 30/06/24



91 ckm Transmission Line and 1,315 MVA Transformation Capacity added during the quarter



MoU signed with ISRO to create a **Spatial Decision Support System** for transmission tower management, featuring a geospatial dashboard and tools for disaster analysis, alongside vegetation monitoring along transmission corridors.



- **Substation Inspection Robot** developed in association with IIT Kanpur successfully carried out field trial run at Kanpur Substation.
- The robot facilitates automatic inspection of substation.
- A significant step towards data driven decision process utilizing AI/ML for efficiency improvement in transmission system operations.



Performance Highlights

Project Execution

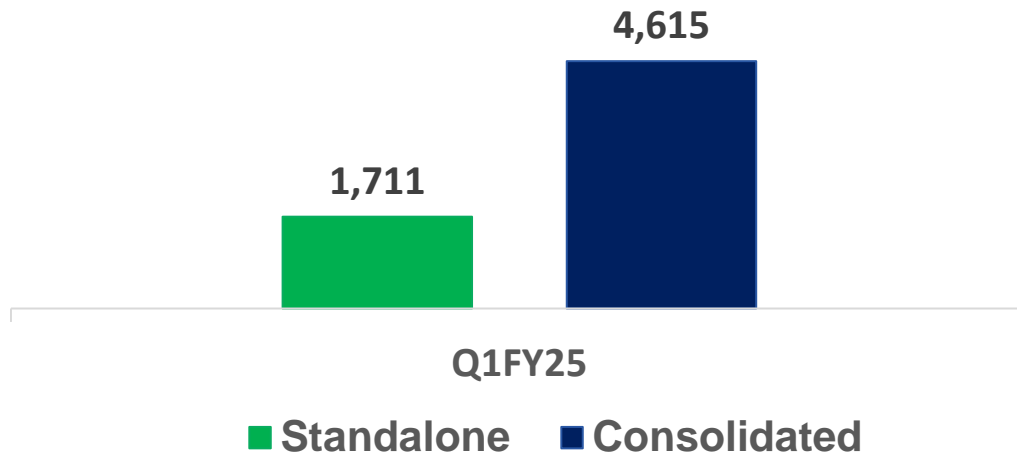
Operational Performance

Financial Performance

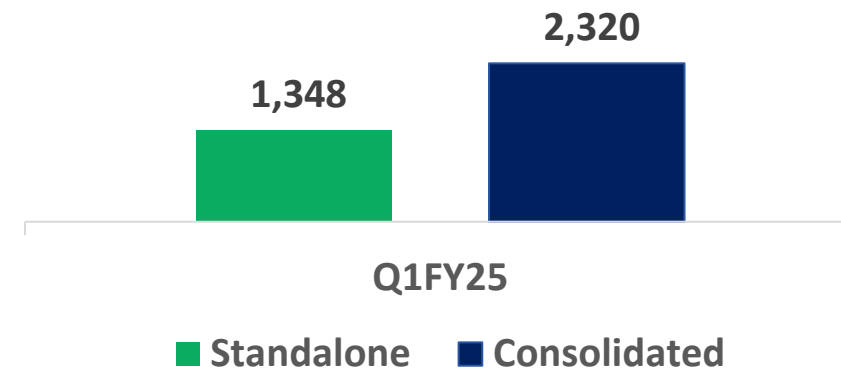
Other Businesses

Commercial Performance

Capex

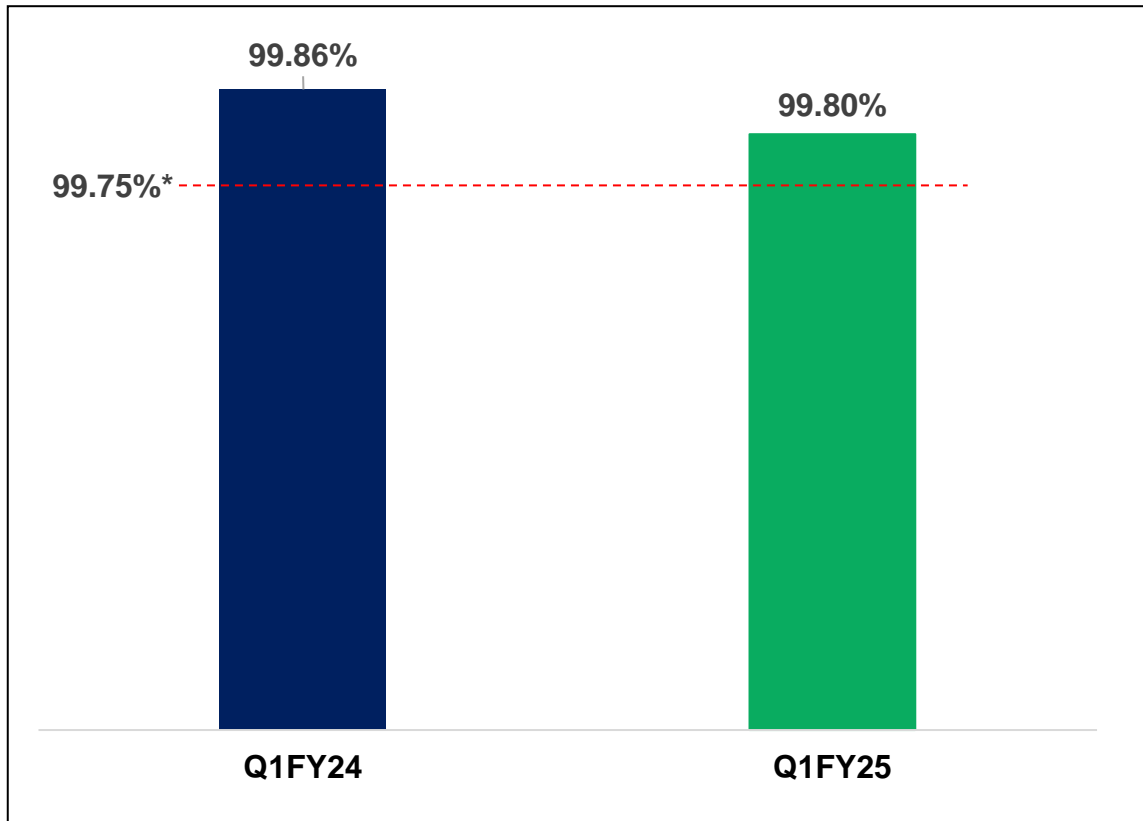


Capitalization*



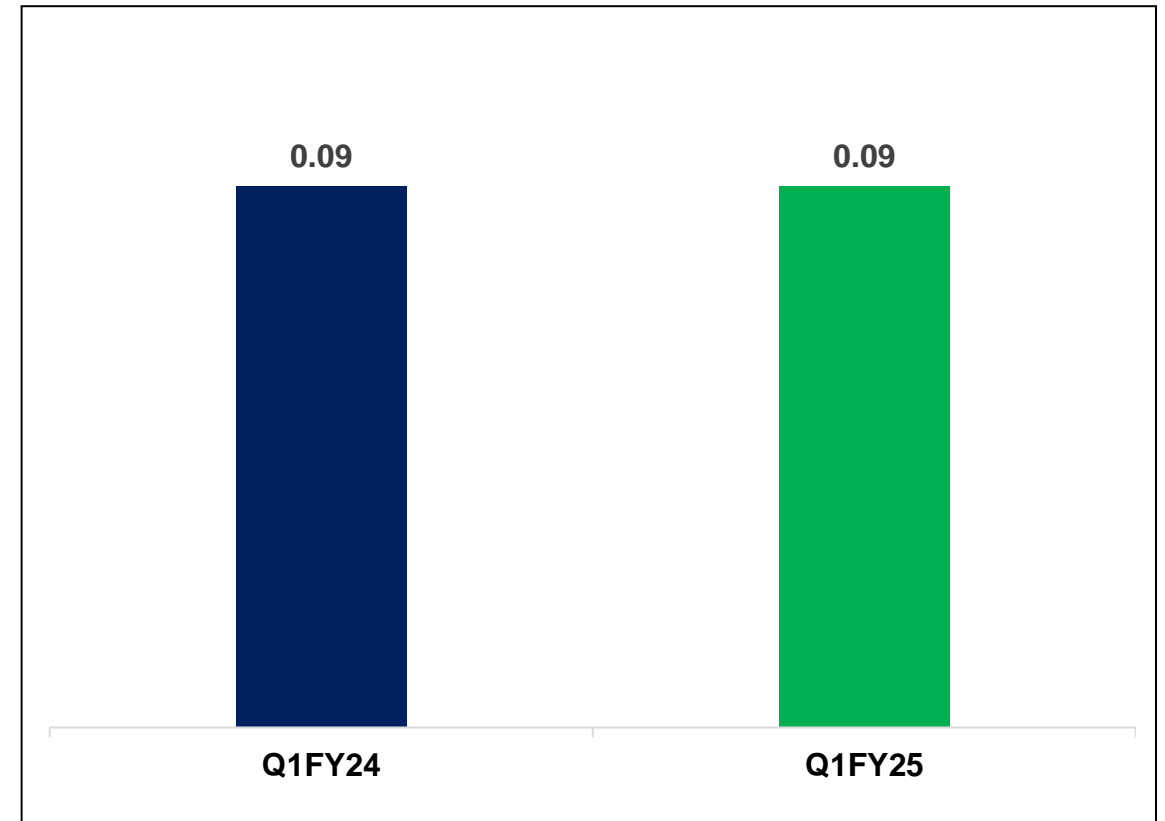
Operational Performance (Q1FY25)

Availability

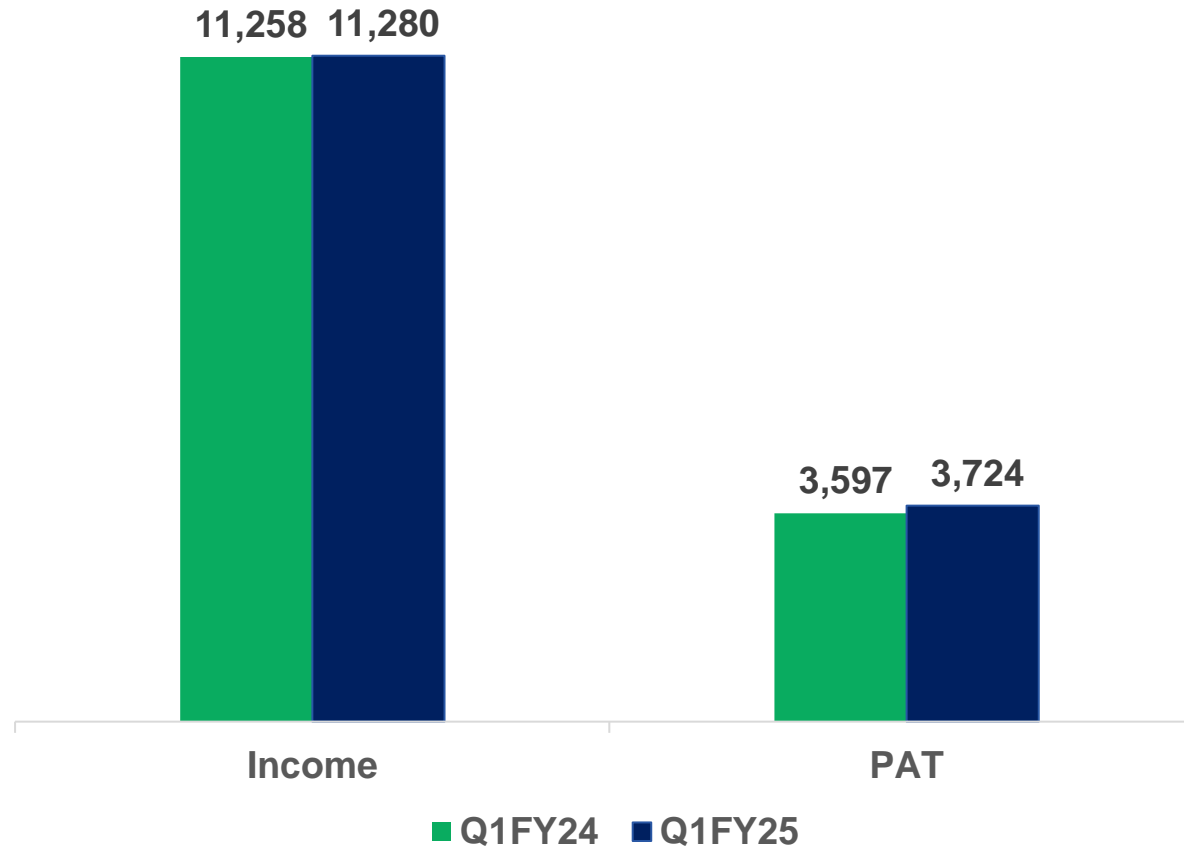


* Full incentive capped at 99.75%

Reliability (Trippings per line)



Financial Performance (Q1FY25) - Consolidated



(₹ in crore)

Financial Performance



C
O
N
S
O
L
I
D
A
T
E
D

Description	Q1FY25	Q1FY24	Growth (%)	Q4FY24	Growth (%)
Income					
- Transmission Charges	10,666	10,756	(1)	11,568	(8)
- Consultancy Services	121	101	20	182	(34)
- Telecom	219	191	15	228	(4)
- Other Income	274	210	30	327	(16)
Total Income	11,280	11,258	0	12,305	(8)
Operating Expenses (including movement in regulatory deferral balance other than DA for DTL)	1,462	1,421	3	1,867	(22)
Share of Net Profits of investments accounted for using Equity Method	29	(5)		62	
EBITDA-Gross Margin	9,847	9,832	0	10,500	(6)
Depreciation	3,200	3,266	(2)	3,259	(2)
Interest	2,133	2,217	(4)	2,124	-
Tax (Net of DA for DTL)	790	752		951	
Profit After Tax	3,724	3,597	4	4,166	(11)

(₹ in crore)

Financial Performance



S
T
A
N
D
A
L
O
N
E

Description	Q1FY25	Q1FY24	Growth (%)	Q4FY24	Growth (%)
Income					
- Transmission Charges	9,962	10,124	(2)	10,890	(9)
- Consultancy Services	106	121	(12)	161	(34)
- Other Income	782	643	22	1,203	(35)
Total Income	10,850	10,888	0	12,254	(11)
Operating Expenses (including movement in regulatory deferral balance other than DA for DTL)	1,382	1,295	7	1,896	(27)
EBITDA-Gross Margin	9,468	9,593	(1)	10,358	(9)
Depreciation	3,073	3,141	(2)	3,116	(1)
Interest	2,254	2,281	(1)	2,217	2
Tax (Net of DA for DTL)	729	686	6	897	(19)
PAT- Continuing Operations	3,412	3,485	(2)	4,128	(17)
PAT- Discontinued Operations*	-	58		-	
Profit After Tax	3,412	3,543	(4)	4,128	(17)

* Telecom business hived off from 01.10.2023

(₹ in crore)

Financial Performance



Description	Standalone		Consolidated	
	As on 30.06.24	As on 30.06.23	As on 30.06.24	As on 30.06.23
Gross Fixed Assets (₹ crore)	2,59,895	2,56,415	2,77,213	2,70,757
Capital Work-in-Progress (₹ crore)	10,393	8,431	21,758	14,704
Debt (₹ crore)	1,23,465	1,23,717	1,23,465	1,23,717
Net Worth (₹ crore)	90,324	86,319	90,913	86,557
Earnings Per Share* (₹)	3.67	3.81#	4.00	3.87#
Book Value per Share (₹)	97.12	92.81#	97.75	93.07#
Key Financial Ratios				
Debt : Equity	58:42	59:41	58:42	59:41
Return on Net Worth*(%)	3.78	4.10	4.10	4.16

Adjusted for post bonus issue

* Not Annualised

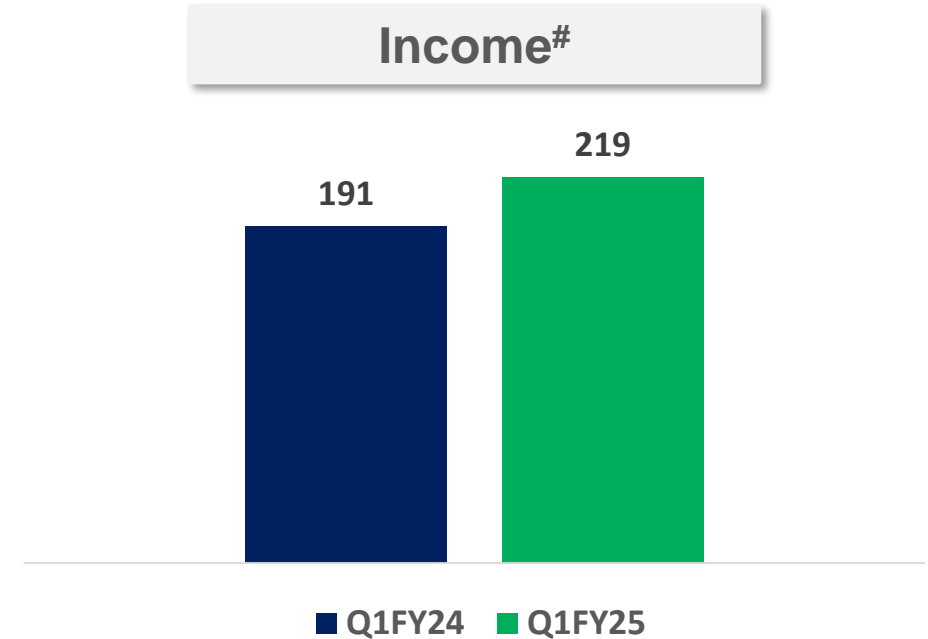
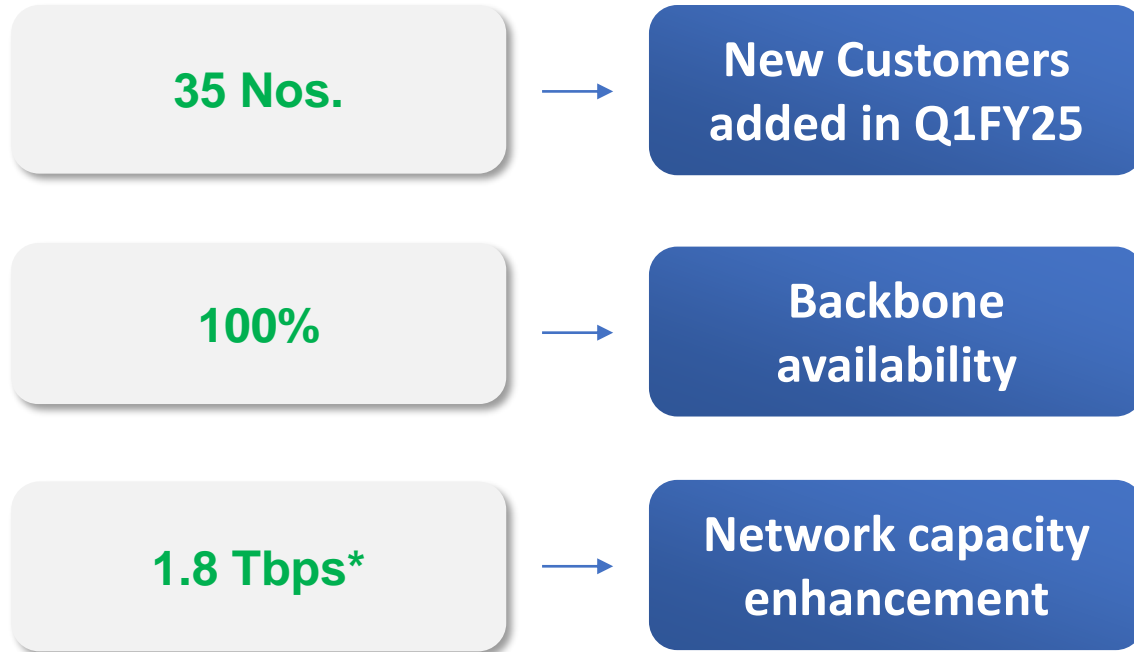
Other Key Financial Information

Description	Q1FY25	Q1FY24
Income for previous periods (Consol.)	72	214
Int. on differential tariff*	165	62
Int. from Subsidiaries & JVs*	440	337
Surcharge (Consol.)	29	51
Incentive (Consol.)	112	132
Dividend from JVs*	8	4
Dividend from Subsidiaries*	51	126
Dividend from Associates/Others*	6	14
CSR Expenses*	39	27
FERV (Gross Block)	5	(64)
Equity in TBCB- Operational*	3,955	3,544
Equity in TBCB- U/ Constn.*	473	347
Short Term Loan	1,986	1,022

Average Cost of
Borrowing*
7.76% in
Q1FY25

* On Standalone basis

Other Business-Telecom Performance



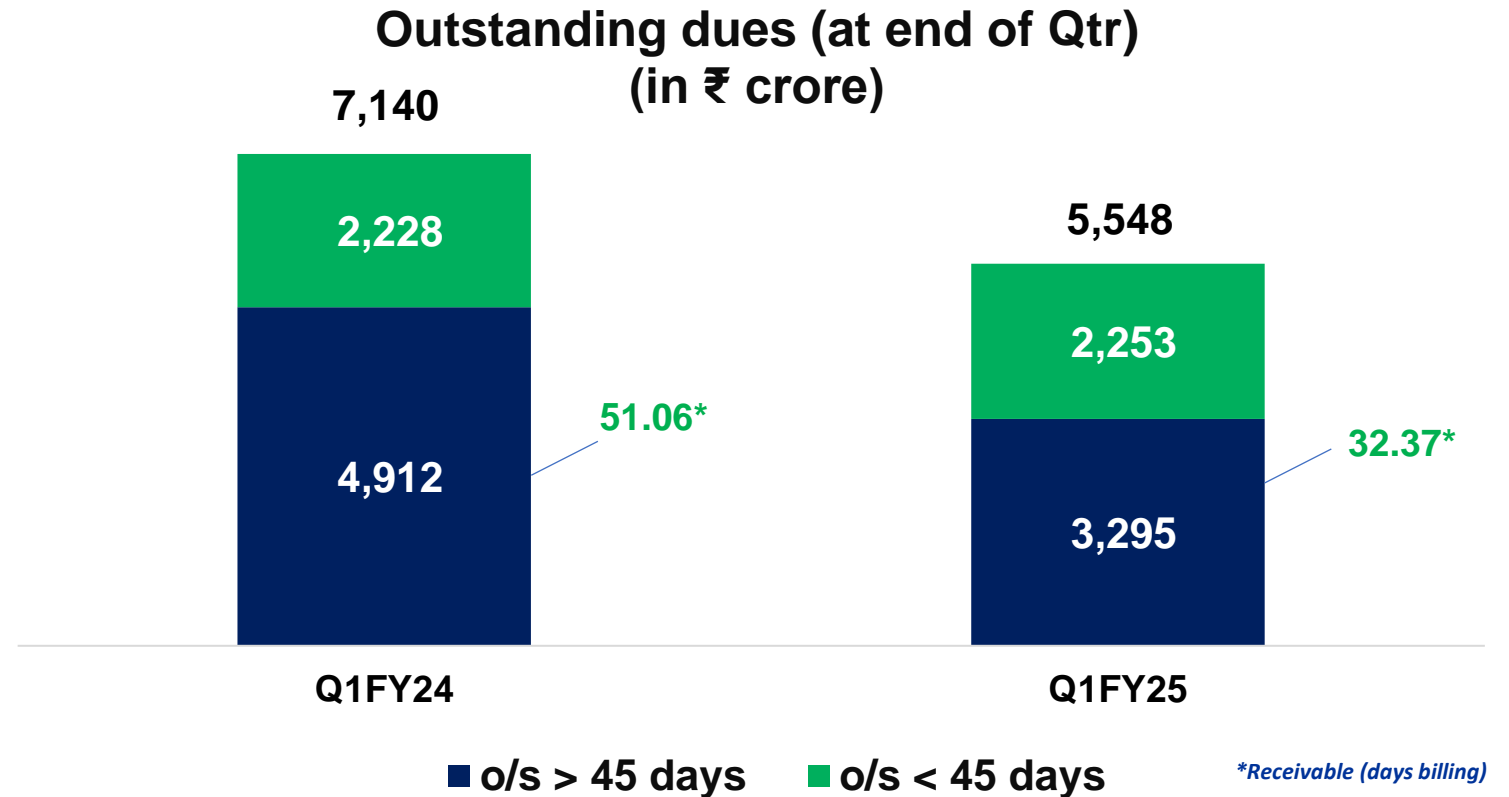
Letters of appreciation from NIT Bhopal, IIITDM Jabalpur and Narmada Control Authority for providing satisfactory Telecom services

Commercial Performance

Billing
₹ 9262 crore

Realization
₹8509 crore

% Realization
91.87%



Major Dues

Tamil Nadu, J&K, Telangana, Uttar Pradesh

LPS Rules 2022 notification by MoP

₹ 1,849 crore received out of outstanding dues
of ₹ 2,438 crore

Sectoral Outlook

Business Outlook

Works in Hand

Growth Drivers



India to be a 5 Trillion USD economy by the year 2030.

Rapid Industrialization, Urbanization, E-mobility etc.



Non-fossil capacity by 2030.

500 GW Installed capacity




Green Hydrogen Mission

Power requirement of ~125 GW for producing Green H₂



Energy Storage

Battery storage, Pumped hydro, etc.

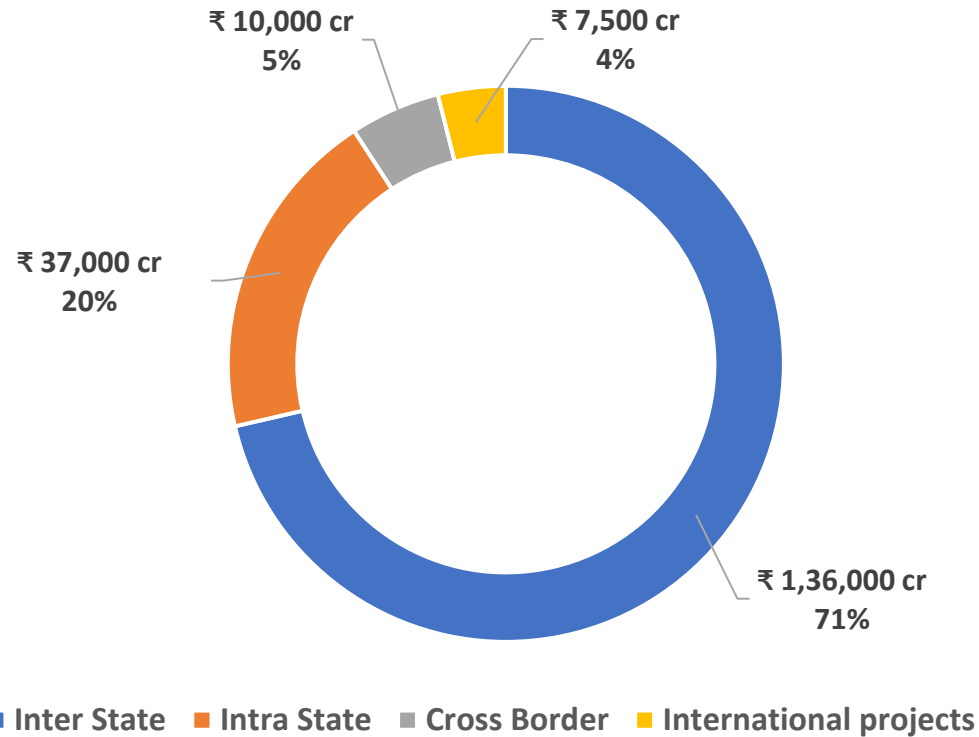


International Interconnection

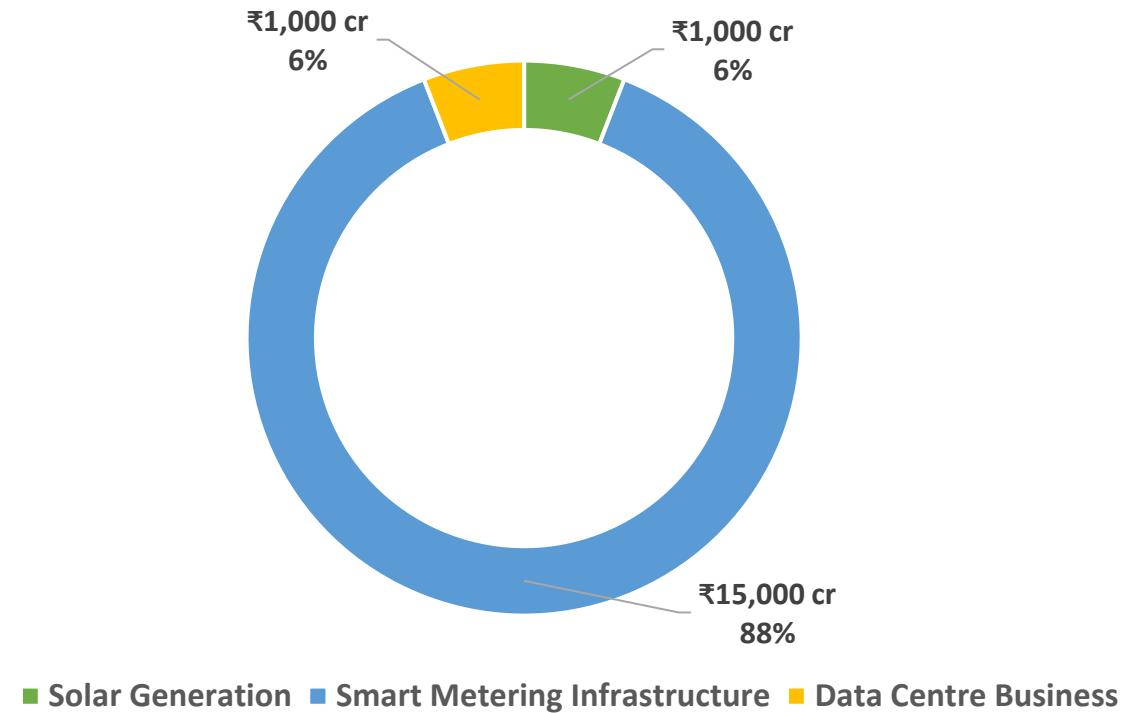
One Sun One World One Grid aspirations

Estimated Outlay up to year 2032: ₹ 2,07,500 crore

Transmission Business: ₹ 1,90,500 cr

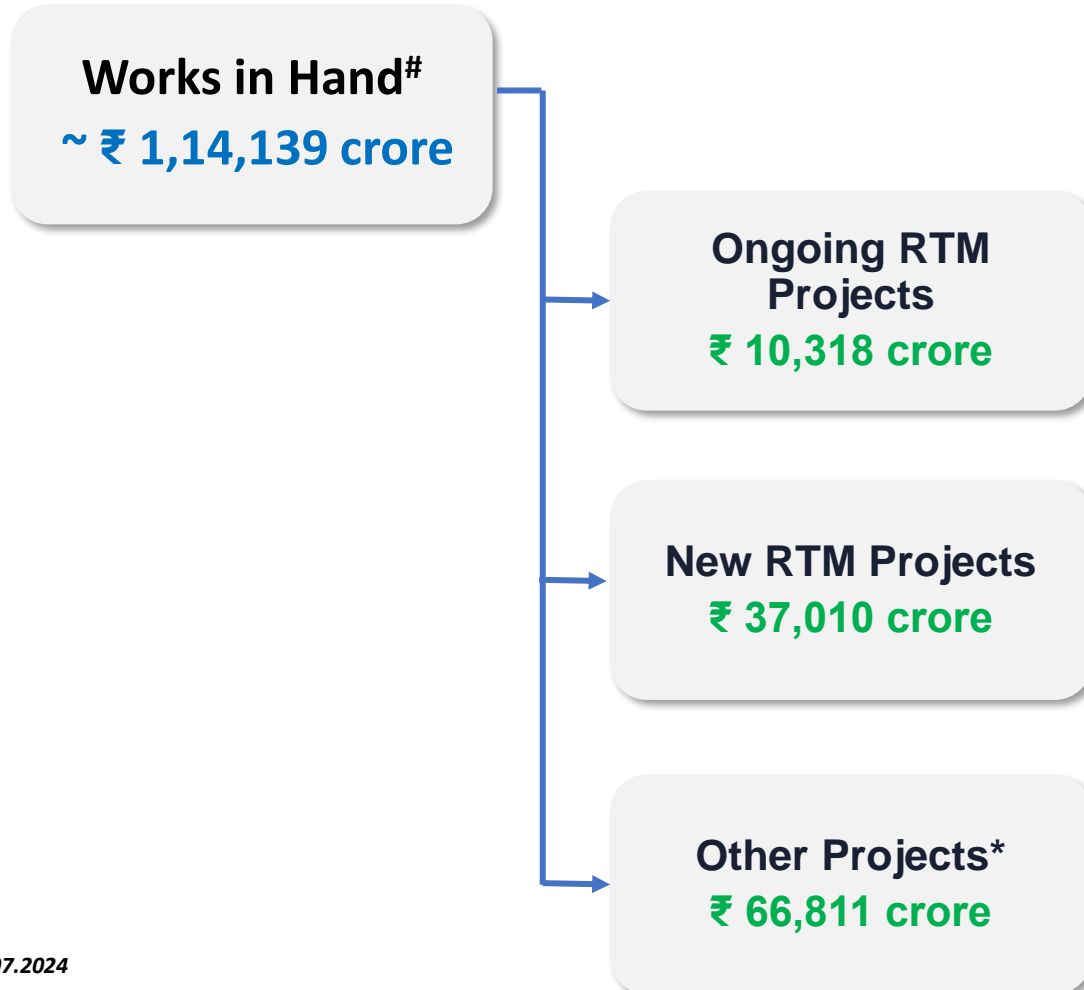


Other Business: ₹ 17,000 cr

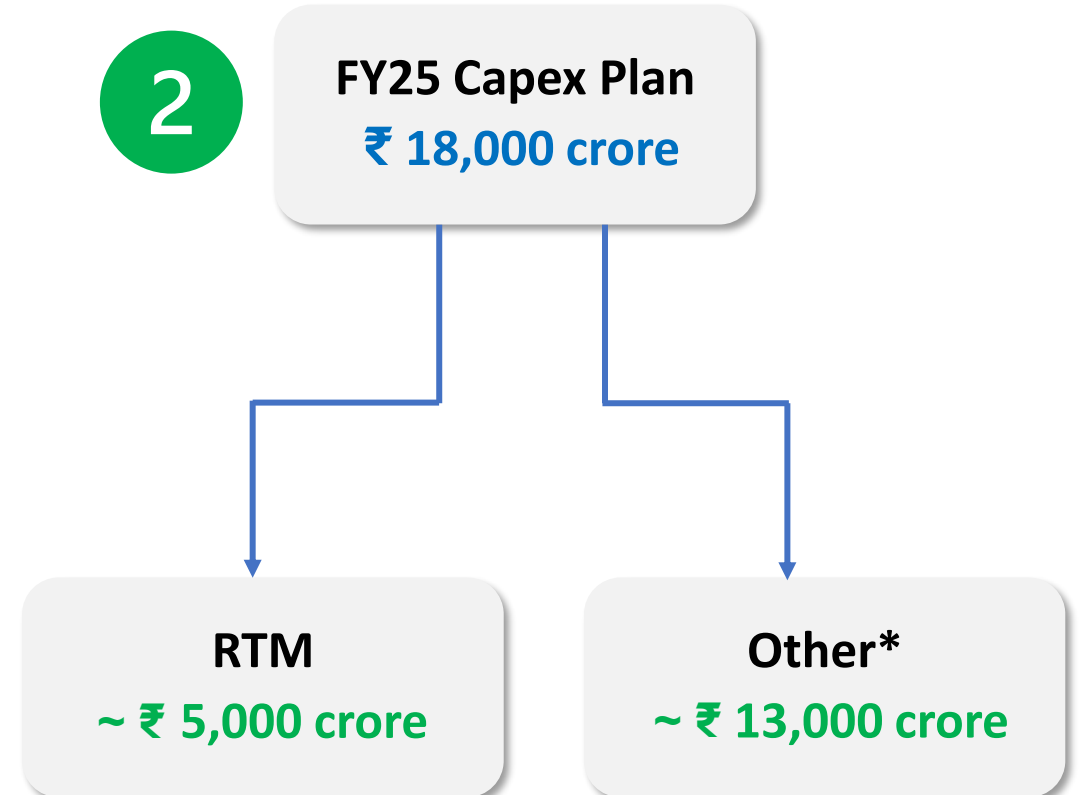


Leading Energy Transition for a Sustainable Future

1



2



Sustainability Aspirations

Corporate Social Responsibility (CSR)

Awards & Recognition

...towards a Greener Tomorrow



50% Electricity
consumption from RE
sources by 2025

Net Water Positive
organization
by 2030

Zero Waste to
Landfill status
by 2030

Net Zero
by 2047

Major CSR activities: Vishram Sadan



Vishram Sadan at RIMS, Ranchi

310 Beds

Completion cost: ₹16.89 crore

Handed over on 09.07.2024



Hon'ble Union Minister of Power & Housing and Urban Affairs, Shri Manohar Lal Khattar inaugurated POWERGRID Vishram Sadan at RIMS, Ranchi on 09.07.2024.

Other POWERGRID Vishram Sadans

DMCH, Darbhanga



AIIMS, New Delhi



GMCH, Guwahati



SSG, Vadodra



NIMHANS, Bangaluru



IGIMS, Patna



KGMU, Lucknow



**7 nos. Ongoing Vishram Sadan Projects
(Sanctioned Amount: ~ ₹128 cr)**

Location	Beds
MKCG Govt. Medical College & Hospital, Berhampur, Odisha	164
MLB Medical College, Jhansi, UP	200
Sir Sunder Lal Hospital BHU, UP	200
Sub Divisional Hospital, Areraj, Bihar	50
MPT Medical College & Hospital, Siddharth Nagar, UP	50
AIIMS, Bilaspur, HP	250
AIIMS, Gorakhpur, UP	500

Cancer Treatment Equipment & Infrastructure

**Modular Operation Theatre
Complex, Navi Mumbai**



**Operation Theatre, TMC, Navi
Mumbai**



**Ring Gantry Linear Accelerator,
Thiruvananthapuram, Kerala**



Rural Development through Revitalization of Water Bodies

Flagship projects Revitalization of Rivers & Ponds

1. Participation in "Namami Gange" - an integrated river conservation mission - ₹7 crore
2. Construction of boulder revetment on right bank of Mahananda River at Barahmasia village, Kochadham block, Kishanganj, Bihar-₹4.35 crore
3. Integrated Watershed Management in Kurnool, Kudgi & Kalahandi districts
4. Rejuvenation of Pond at village Daulatabad & Chandla Dungar was at Gurugram ₹1.89 Crore

Rejuvenation of Pond at village Daulatabad & Chandla Dungarwas at Gurugram



Boulder revetment on right bank of Mahananda River

Works for Rural Development & Revitalization of Water Bodies



- Farmer-centric Integrated Watershed Management for improving Rural Livelihoods
- At villages near POWERGRID Kurnool & Kudgi sub-station
- Through M/s ICRISAT at a cost of ₹18.02 crore

- Improving Rural Livelihood through Integrated Watershed Management at Jaipatna Block, Kalahandi district Odisha
- Through M/s ICRISAT,
- Cost of Project: ₹4.02 crore

Awards & Recognition



“Platts Global Energy Award 2023” in
“Corporate Impact - Targeted Programme” category



“Most efficient & Profitable Maharatna of the Year (non-manufacturing)” by
Dalal Street Investment Journal



Recognized as **“Best Organizations for Women 2024”** by Economic Times

Awards & Recognition



Silver Award in “Adoption of AI, Data Analytics and Predictive Technologies” & “Skill Development & Capacity Building” categories at “ET Government PSU Leadership and Excellence Awards 2024”



Conferred Outlook Business Editor’s Choice “Sustainability Champion” for Sustainable Development initiatives



ATD Best Award 2024: 21st rank globally during ATD Best Awards 2024 Ceremony held at New Orleans, USA



THANK YOU